

2021-2022

Graduate Report

Profile of the Graduates and
Graduate Survey Analysis



Institutional Research, Planning, and Effectiveness

Table of Contents

The 2021-2022 Graduate Report	3
Methodology	3
Profile of the 2021-2022 Graduating Class	4
<i>Gender</i>	4
<i>Race/Ethnicity</i>	5
<i>Age</i>	5
<i>Residence</i>	6
<i>GPA</i>	6
<i>Degree Type</i>	7
2021-2022 Graduate Survey Analysis	8
Education	8
<i>Are you currently attending a college, university, or training program?</i>	8
<i>Are you attending that college, university, or training program full- or part-time?</i>	8
<i>Please tell us where that college, university, or training program is located.</i>	9
<i>To what extent do you feel that SUNY WCC prepared you for future study?</i>	9
Student Satisfaction	10
<i>How satisfied were you with SUNY WCC in achieving your goals?</i>	10
<i>How satisfied were you with the following services?</i>	11
<i>Percentage of student indicating that they did not use various College services.</i>	12
<i>How satisfied were you with the following (items relating to instruction and climate) at SUNY WCC?</i> 13	
Obstacles.....	14
<i>Did you face any obstacles that impacted your ability to graduate from SUNY WCC?</i>	14
<i>What obstacles did you face throughout your time at SUNY WCC?</i>	14
<i>What College services helped you persist despite these obstacles (select all that apply)?</i>	15

Campus Activities..... 16

Did you participate in any campus activities outside the classroom during your time at SUNY WCC? . 16

How important were the campus activities outside the classroom in...?..... 16

Scholarships..... 17

Did you receive a private scholarship while you attended SUNY WCC? 17

How impactful was the scholarship you received in graduating from SUNY WCC? 17

Employment..... 18

What is your employment status? 18

Is this your first professional position obtained after earning your degree? 18

Where is your employer located? 19

What is your current salary range? 19

To what extent do you feel your SUNY WCC education prepared you for your current job? 20

Are you satisfied with your current job? 20

Conclusion..... 21

Appendix: Survey Tool 22

The 2021-2022 Graduate Report

The **2021-2022 Graduate Report** provides information about the 2021-2022 graduating class of SUNY Westchester Community College in two ways. First, it compares the demographics of the graduating class to those students who responded to the 2021-2022 Graduate Survey in the **Profile of the 2021-2022 Graduates**. Second, it examines the responses of the 2021-2022 Graduate Survey in the **2021-2022 Graduate Survey Analysis**.

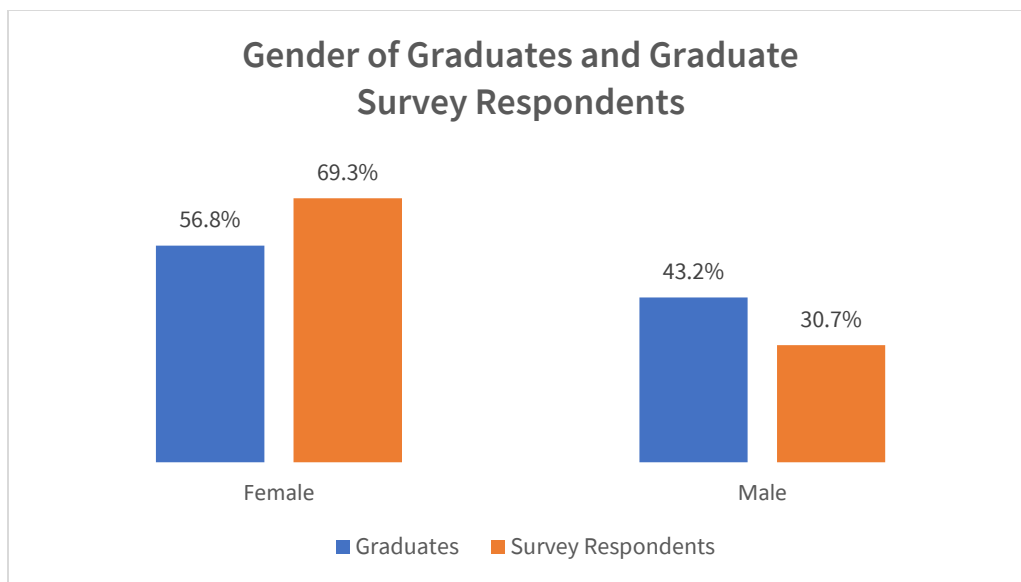
Methodology

The 2021-2022 Graduate Report examines the 1,475 students who graduated from Westchester Community College in Summer 2021, Fall 2021, and Spring 2022, otherwise considered the graduating class of 2022. Six months after the students graduated, they were sent an online survey regarding their time at SUNY WCC as well as their experiences after graduation. The online survey was left open for 3 months before the results were downloaded. This resulted in 235 completed surveys and a response rate of 15.9%. The survey results were merged with institutional data to provide insight into the representativeness of the survey respondents.

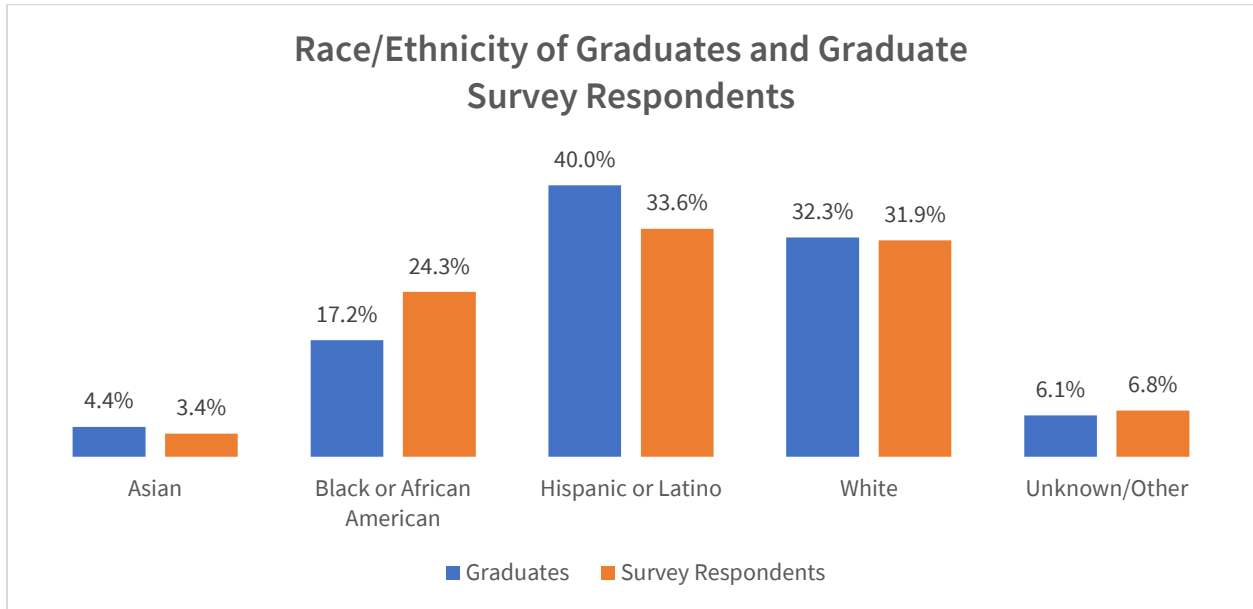
Profile of the 2021-2022 Graduating Class

The Profile of the 2021-2022 Graduating Class uses institutional data to identify the demographic and academic attributes of the graduating class of 2022. This includes gender, race/ethnicity, age, residence, grade point average (GPA), and degree type. These attributes are compared to the subset of graduates who responded to the Graduate Survey to ensure the survey responses can be generalized to the entire graduating class.

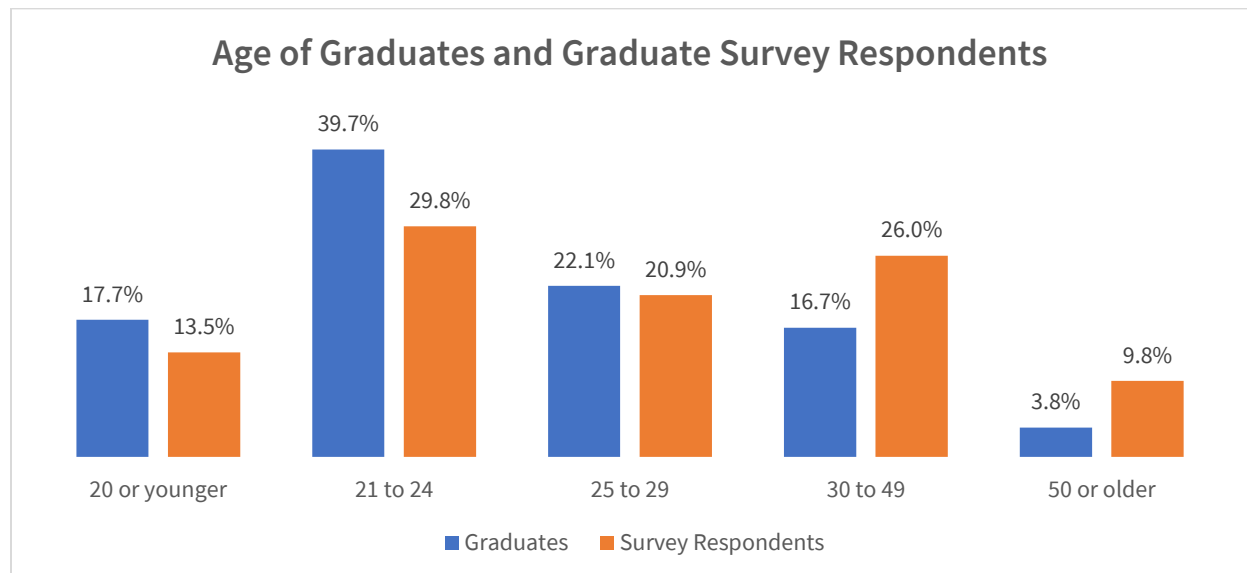
Gender: The gender distribution for graduates and survey respondents were similar with female students outnumbering males in both categories. Additionally, females were more likely to have completed the survey than males.



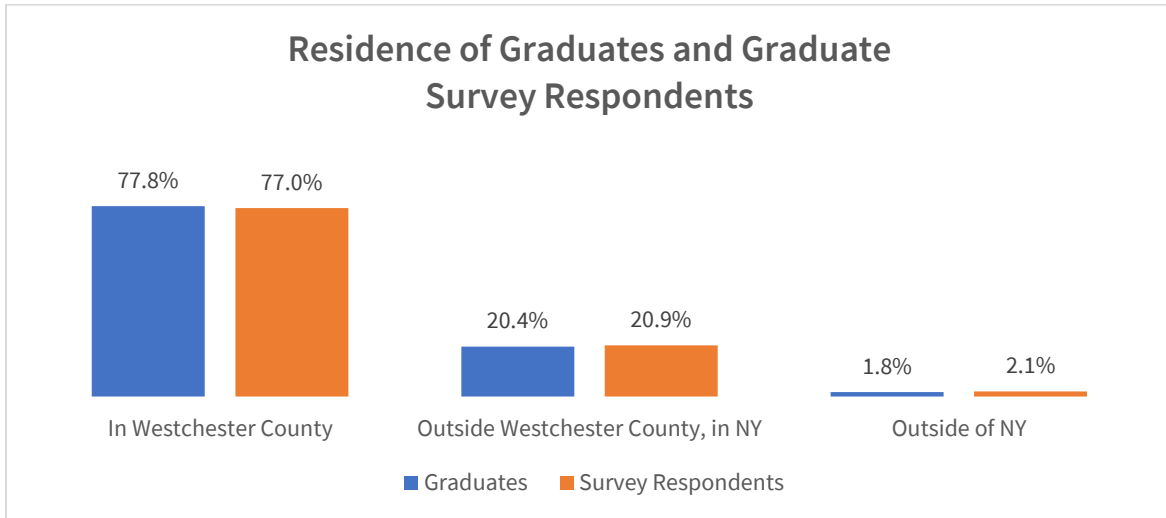
Race/Ethnicity: Hispanic/Latino (40.0%) and White (32.3%) students made up the largest shares of graduates. These groups also made up the largest numbers of survey respondents, with 79 Hispanic/Latino (33.6%) and 75 White (31.9%) students, respectively.



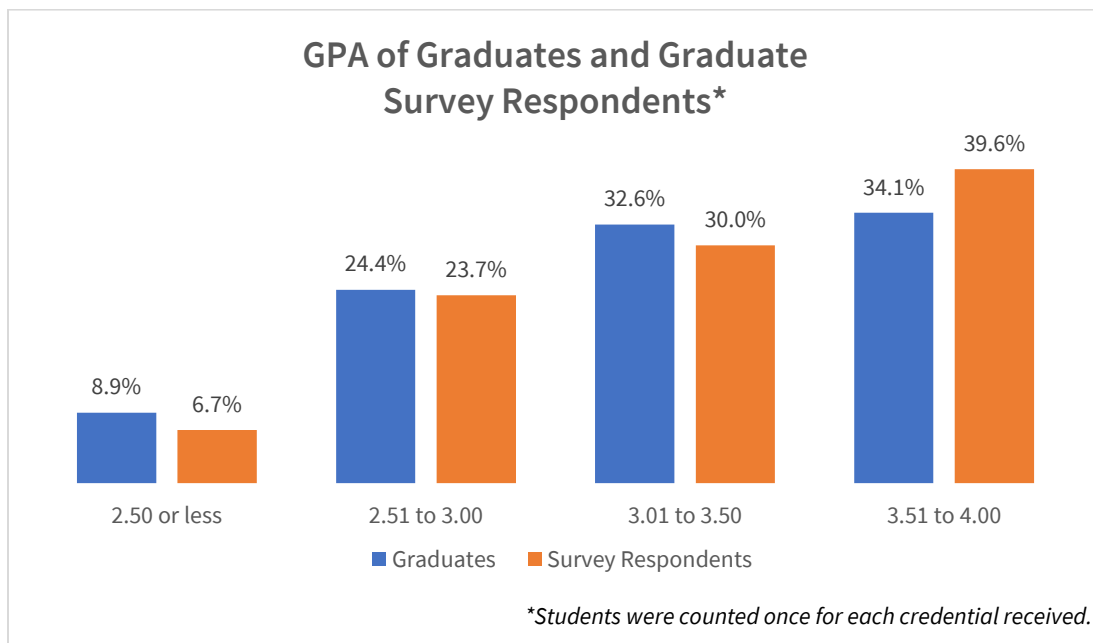
Age: Almost two-fifths (39.7%) of graduates (585 of 1,475 students) and 29.8 percent of survey respondents (70 of 235 students) fell within the 21 to 24 age range. It is important to note that those in this category responded at a lower rate than their relative percentage among the graduates. Those in the 30-49 and 50 or older categories were over-represented in the sample.



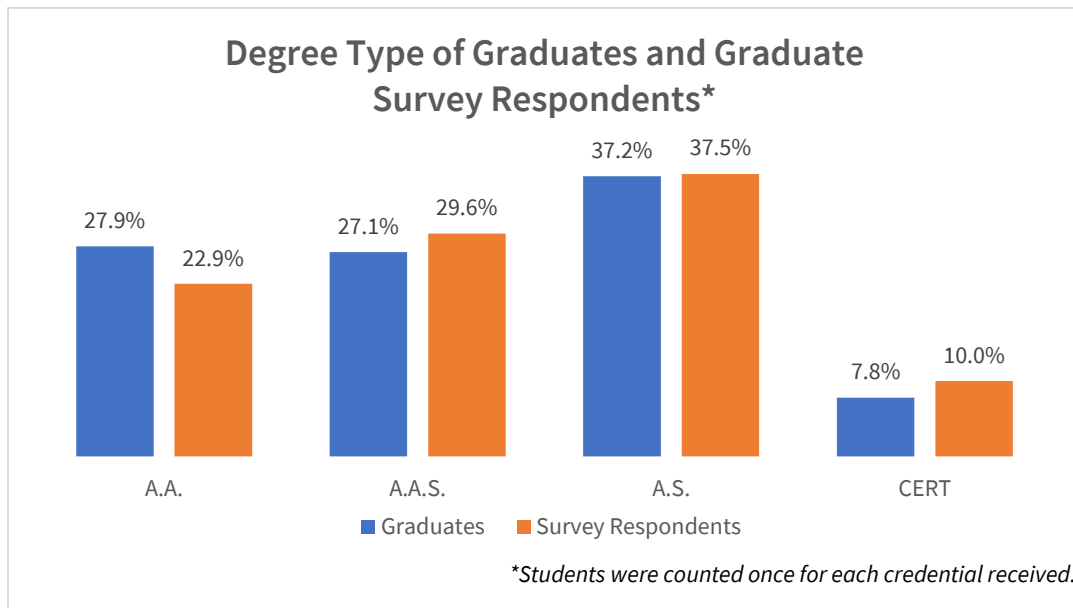
Residence: Of the 1,475 students who made up the graduating class of 2022, more than three-quarters (77.8% or 1,148 students) resided in Westchester County. A similar percentage of graduate survey respondents (77.0%) also reported living in Westchester. Only a small percentage of graduates (1.8%) or respondents (2.1%) lived outside of New York State at the time they answered the survey.



GPA: The largest GPA category among the graduates was between 3.51 and 4.00 (34.1%), which also comprised the largest category among the survey respondents (39.6%). This category was also slightly over-represented among those who completed the survey compared to their relative percentage among the graduates.



Degree Type: Among survey respondents, those obtaining A.S. degrees (37.2%) made up the largest share of graduates, followed by A.A. degrees (27.9%) and A.A.S. degrees (27.1%). Certificates made up 10 percent or fewer of the credentials granted to both survey respondents and graduates. The percentages of respondents were well representative of those of the graduates within these programs.

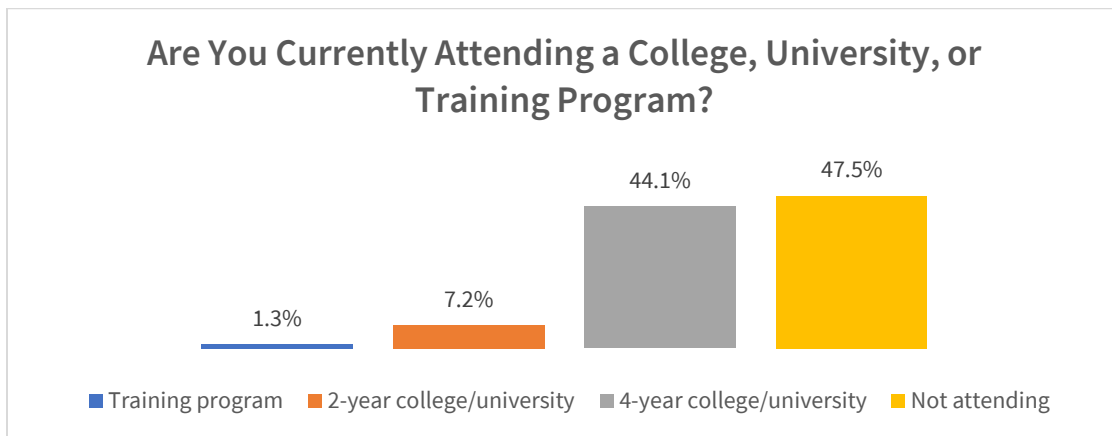


2021-2022 Graduate Survey Analysis

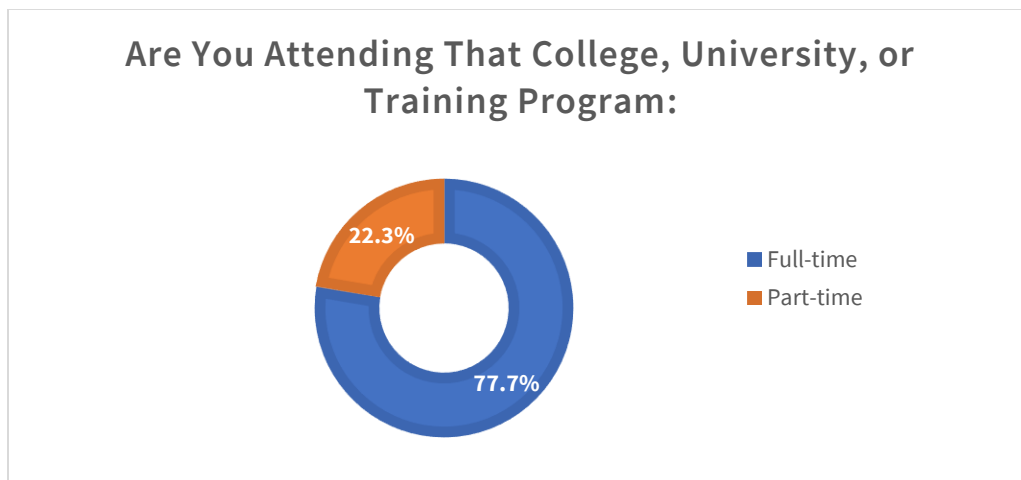
The 2021-2022 Graduate Survey Analysis examines the responses to various questions from the Graduate Survey. The following data are self-reported and cannot be verified. Students who did not provide a response were omitted from the analysis.

Education

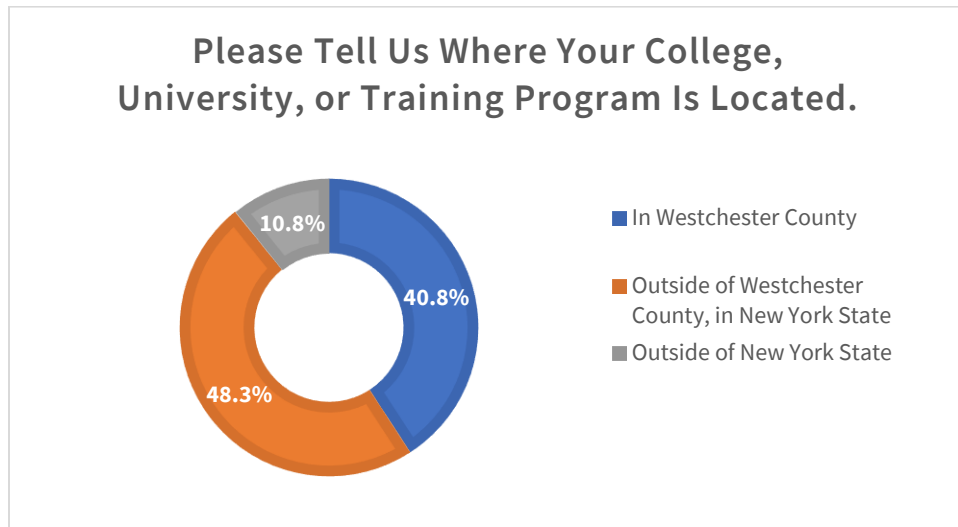
Are you currently attending a college, university, or training program? Nearly half (47.5%) of the respondents indicated that they were not attending a college, university, or training program. More than two-fifths (44.1%) responded that they were attending a 4-year college or university.



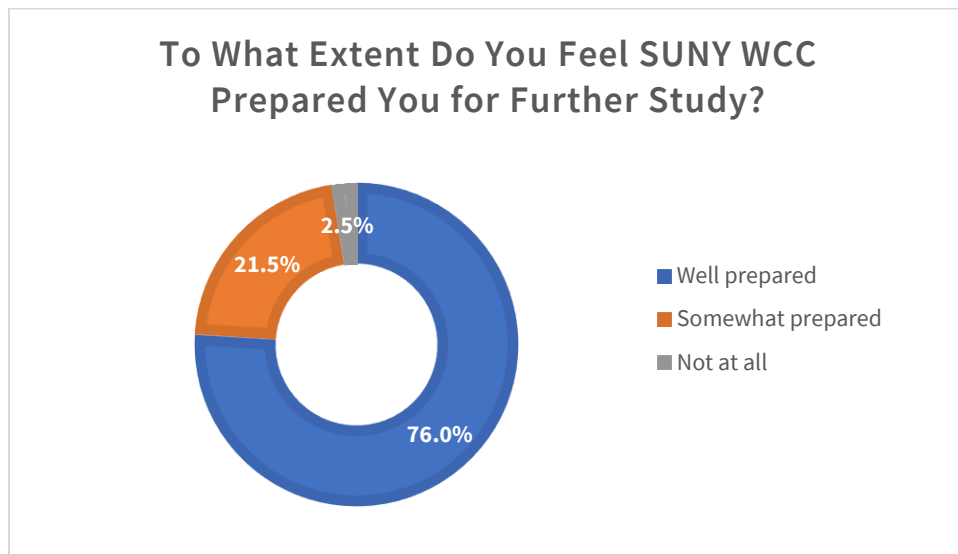
Are you attending that college, university, or training program (full- or part-time): Of those who indicated that they were enrolled in another higher educational institution, more than three-quarters (77.7%) were attending full-time.



Please tell us where that college, university, or training program is located. Nearly half (48.3%) of those enrolled in a college, university, or training program after graduating from SUNY WCC were attending classes outside Westchester County but in New York State. A slightly smaller percentage (40.8%) were enrolled at another institution in Westchester.

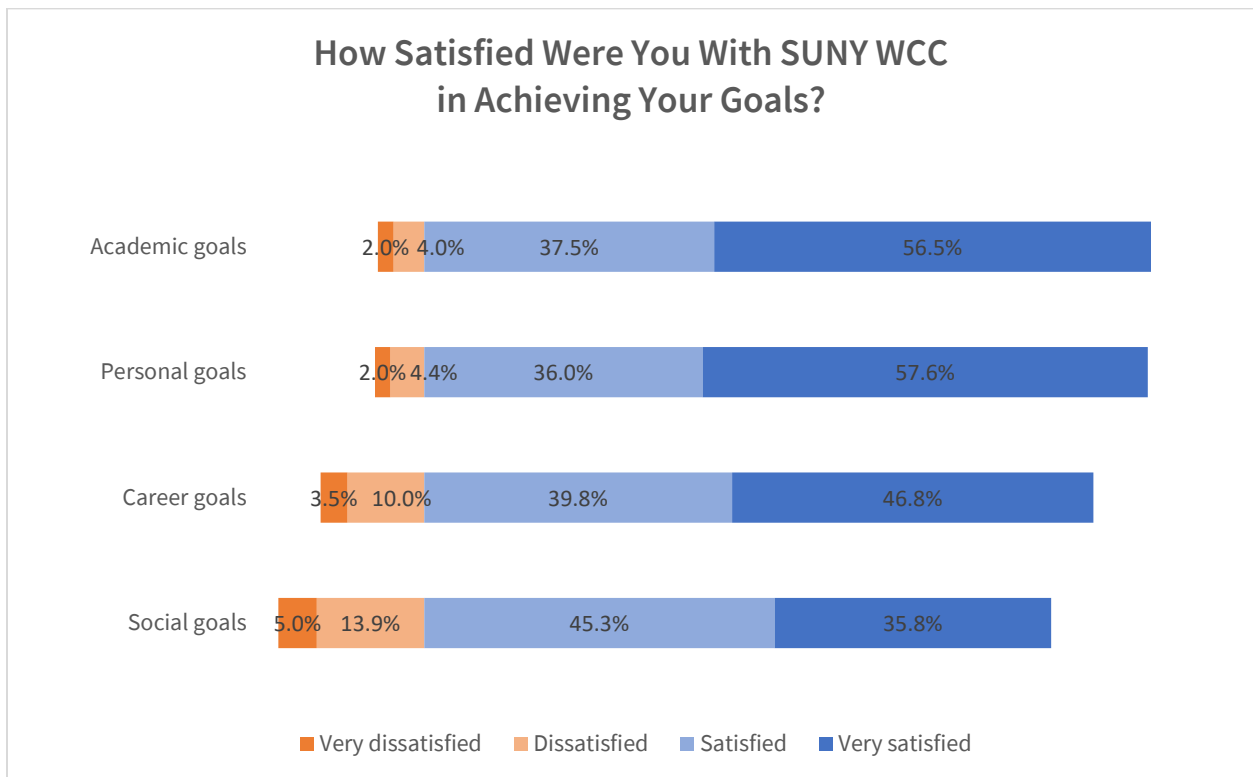


To what extent do you feel that SUNY WCC prepared you for future study? More than three-quarters (76.0%) of survey respondents felt that SUNY WCC made them *well prepared* for further study. An additional 21.5 percent believed that the College made them *somewhat prepared* for future academic work.

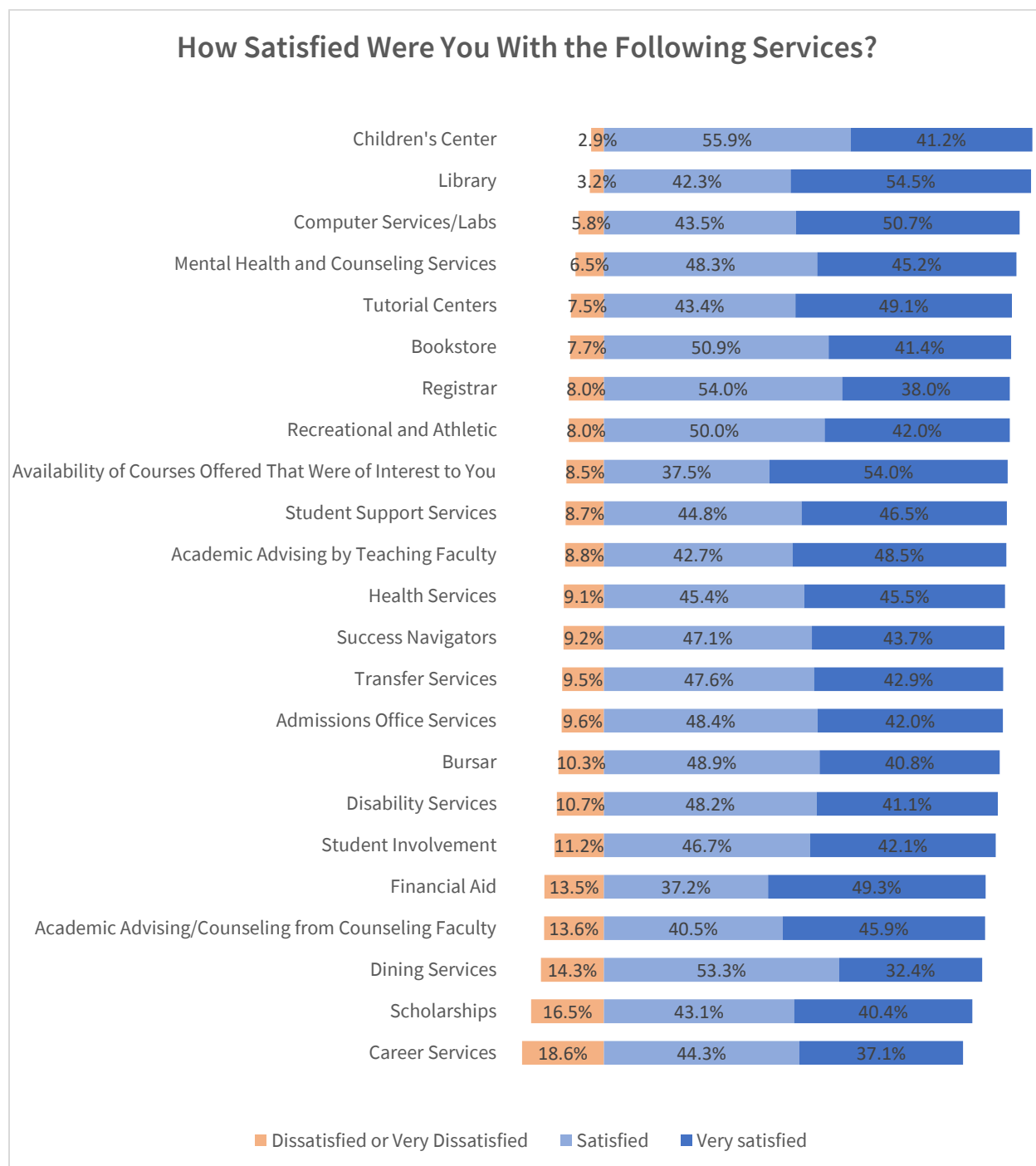


Student Satisfaction

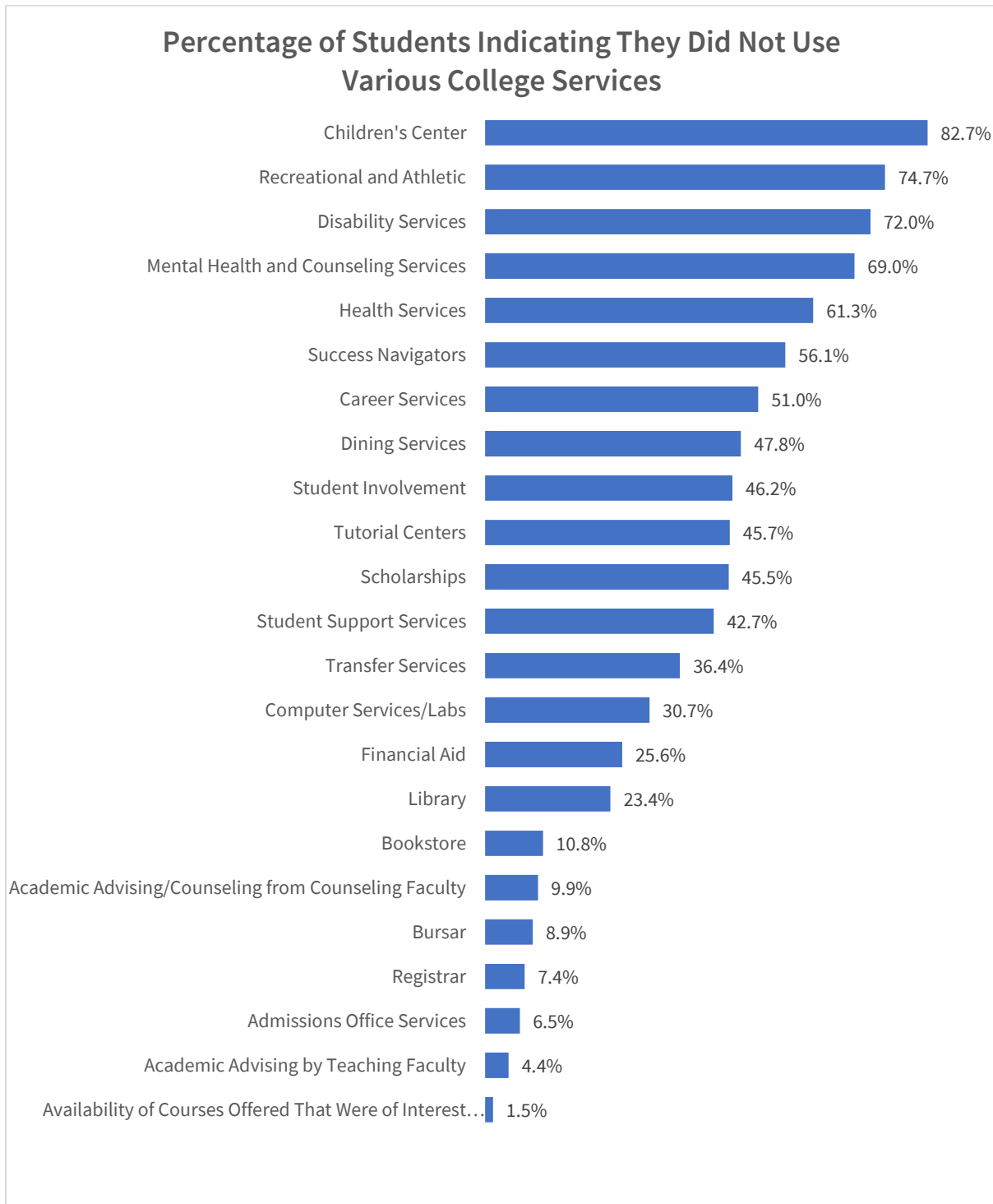
How satisfied were you with SUNY WCC in achieving your goals? Students identified that they were either *satisfied* or *very satisfied* with SUNY WCC in helping them achieve their goals, particularly in regard to helping them achieve their academic (94.0%) and personal (93.6%) ambitions. Students were slightly less satisfied with the College in aiding them in attaining their career (86.6%) and social (81.1%) objectives.



How satisfied were you with the following services? Students responded with a high level of satisfaction with all services in the survey. The services with the strongest levels of satisfaction (either *very satisfied* or *satisfied*) were the Children’s Center(97.1%), Library (96.8%), and Computer Services/Labs (94.2%). Even though all services were rated strongly, the following services were rated lower than the rest: Career Services (81.4%), Scholarships (83.5%), and Dining Services (85.7%).

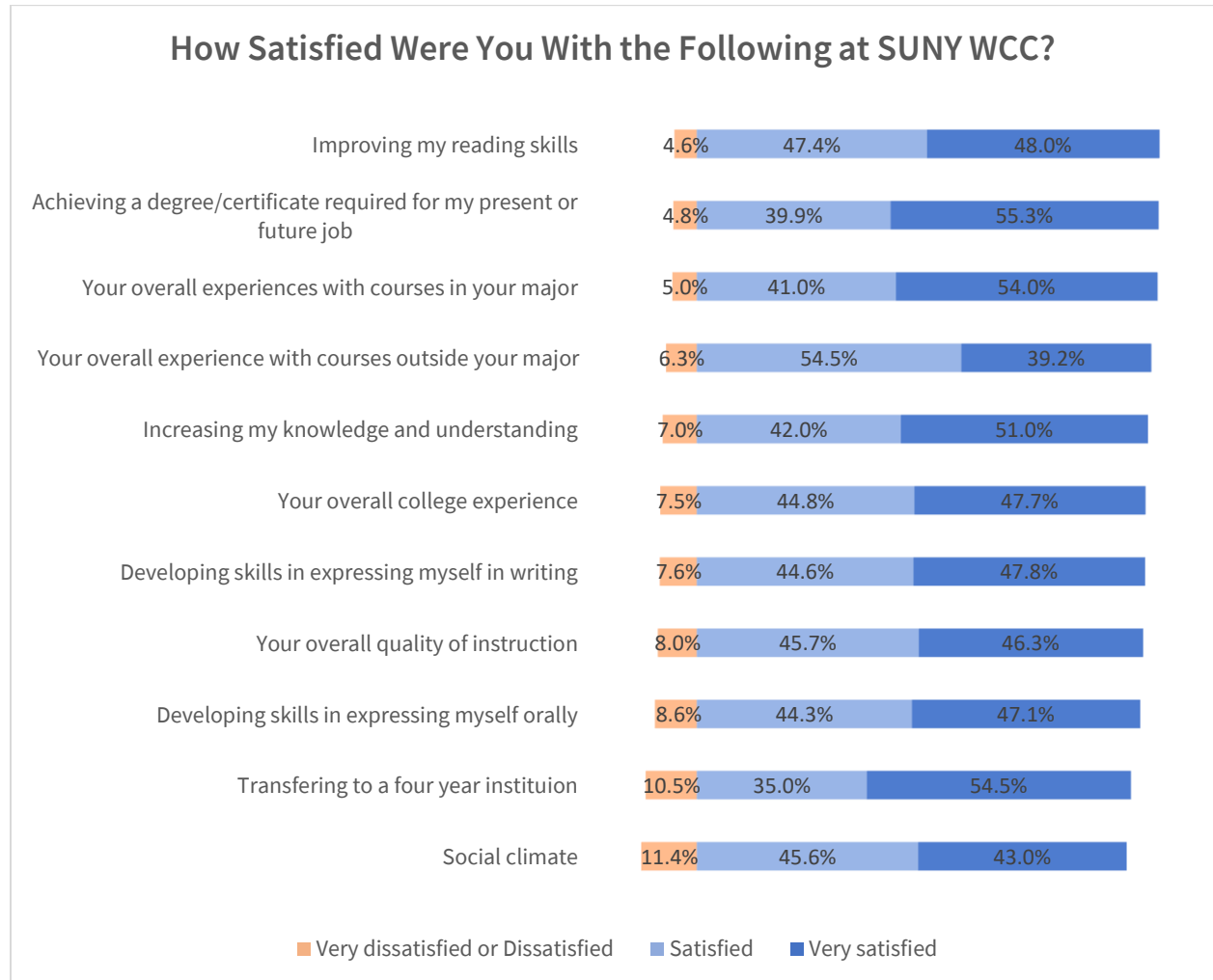


Percentage of students indicating they did not use various College services: Many of the students surveyed reported that they did not use various services of the College. The services that had the highest percentages of nonuse were the Children’s Center (82.7%), Recreational and Athletic (74.7%), and Disability Services (72.0%).



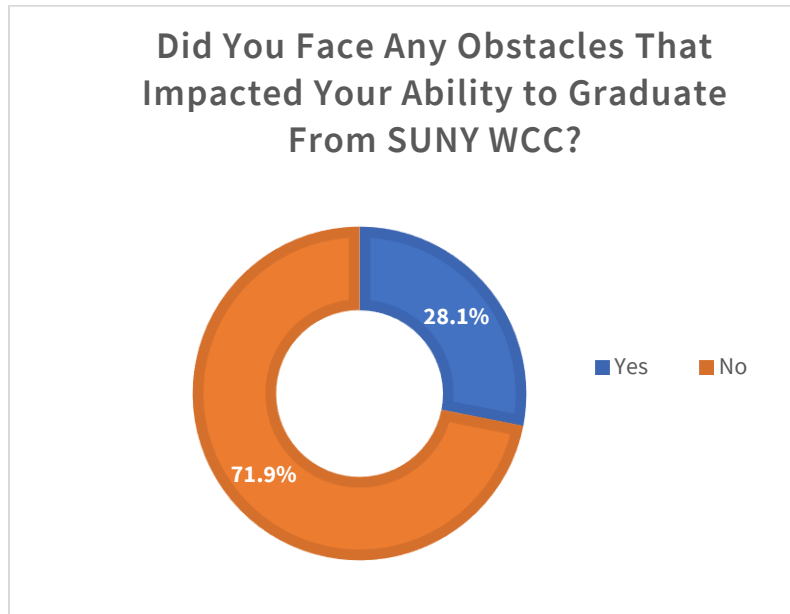
How satisfied were you with the following at SUNY WCC (does not include N/A responses)?

Respondents were most satisfied with SUNY WCC aiding them in increasing their reading skills (95.4%), followed by achieving a degree/certificate for their present or future job (95.2%), and overall experiences with courses in their major (95.0%). Students felt satisfied, but less so, with the social climate (88.6%), transferring to a four-year institution (89.5%) and developing skills to express themselves orally (91.4%).

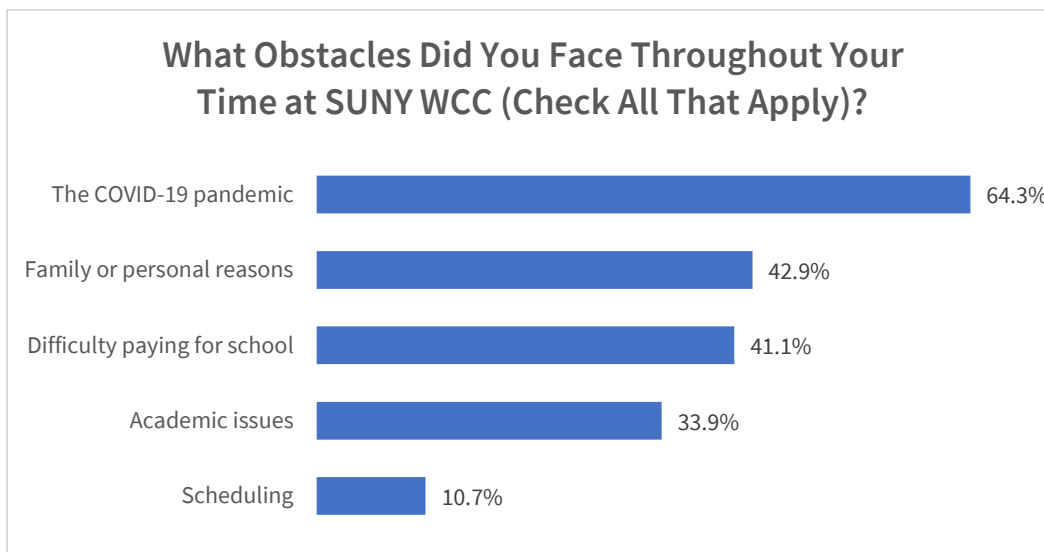


Obstacles

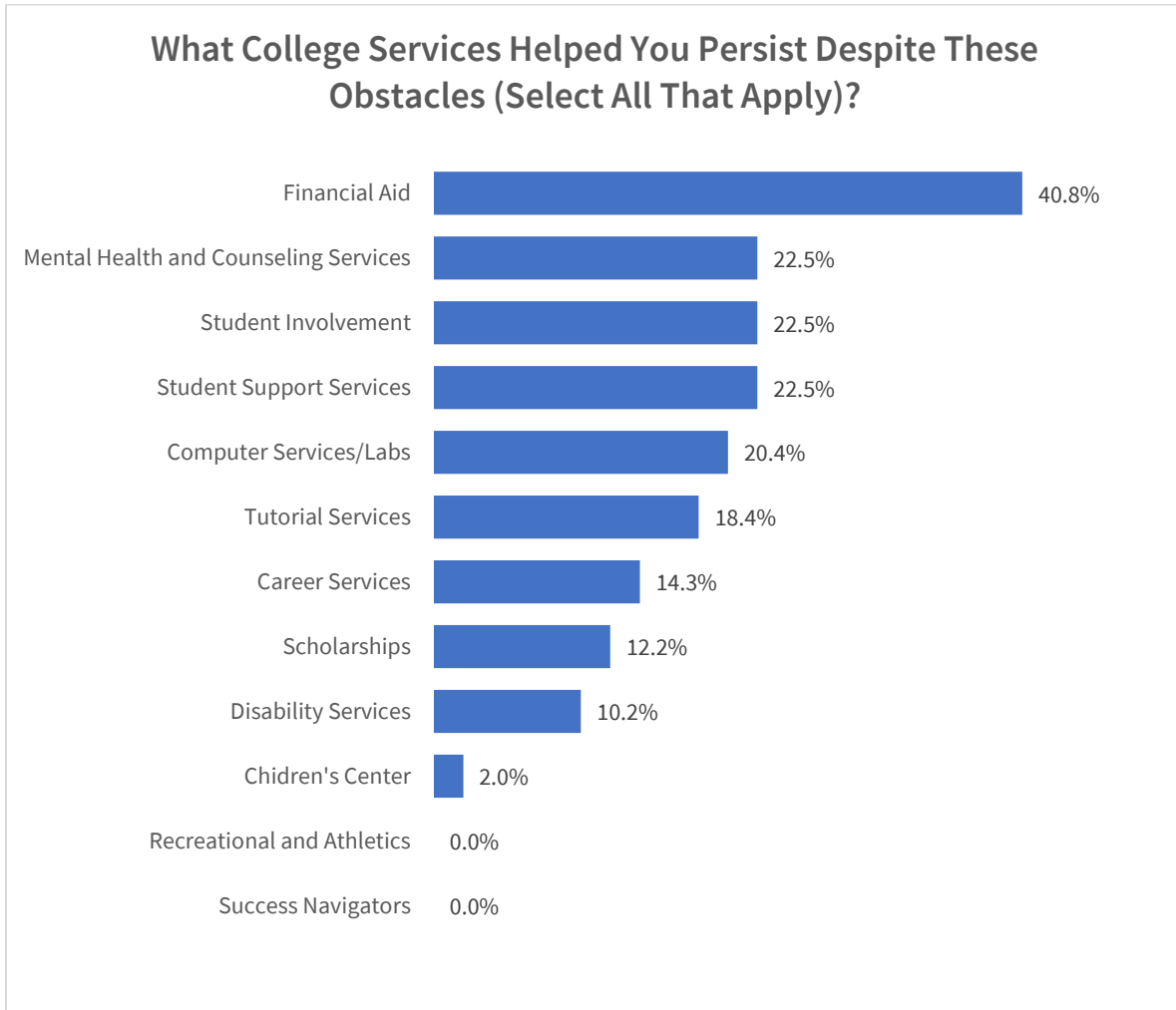
Did you face any obstacles that impacted your ability to graduate from SUNY WCC? More than one-quarter (28.1%) of all students indicated that they faced obstacles that impacted their ability to graduate from SUNY WCC.



What obstacles did you face throughout your time at SUNY WCC (check all that apply)? Of those who expressed that they faced obstacles that impacted their ability to finish their program, the most common were the COVID-19 pandemic (64.3%), family or personal reasons (42.9%), and difficulty paying for school (41.1%).

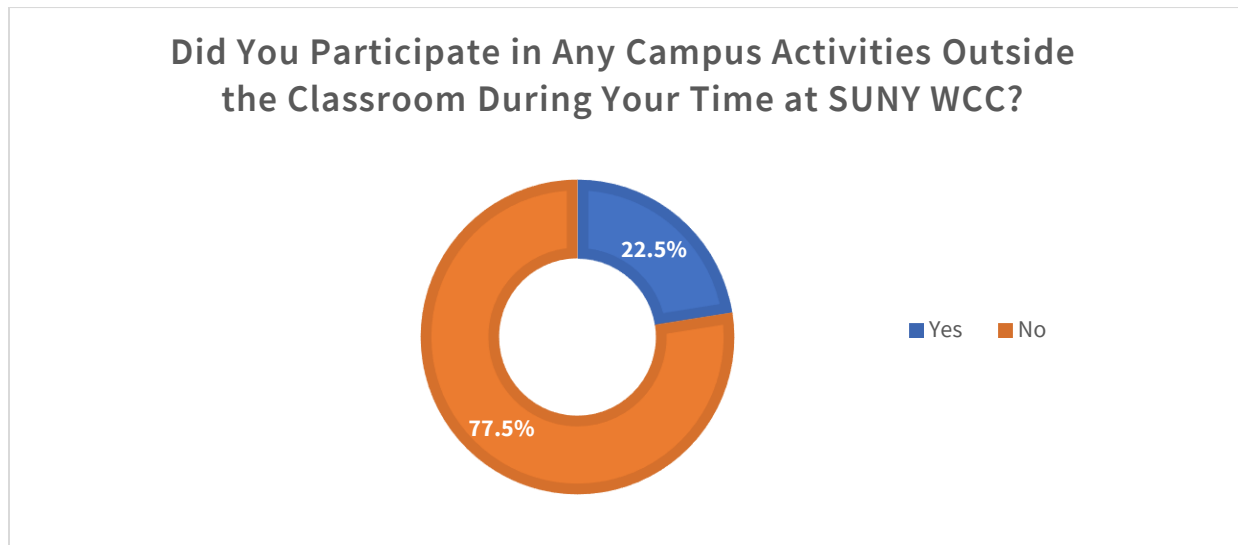


What College services helped you persist despite these obstacles (select all that apply)? The College services that were most cited by the students as having aided them in persisting despite the obstacles that they faced included Financial Aid (40.8%), Mental Health and Counseling Services (22.5%), Student Involvement (22.5%), and Student Support Services (22.5%).

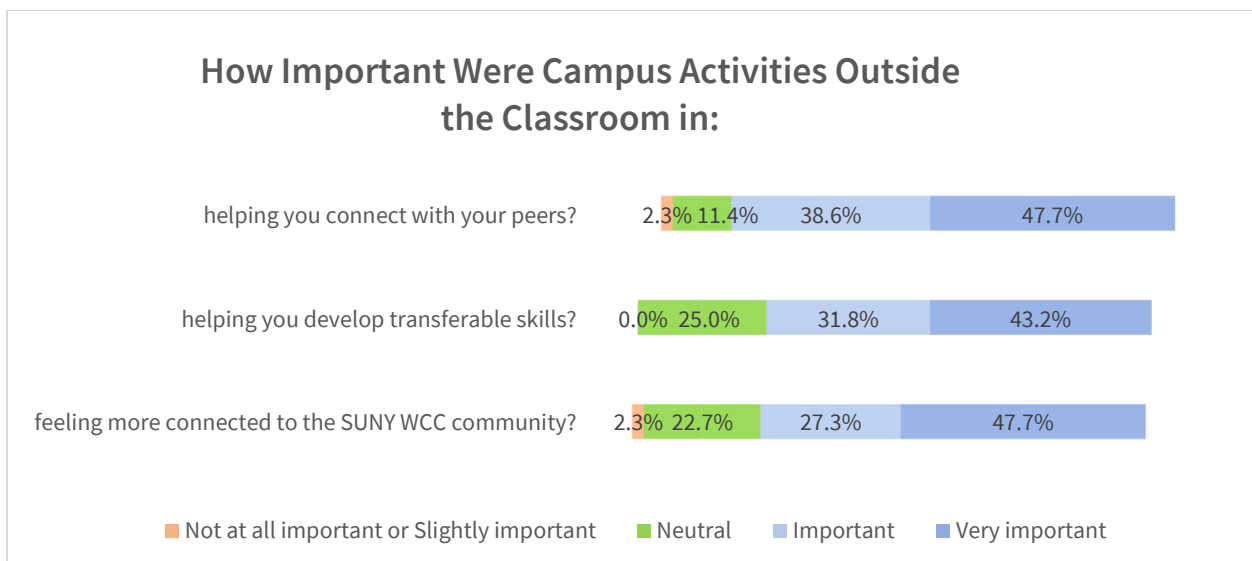


Campus Activities

Did you participate in any campus activities outside the classroom during your time at SUNY WCC? Campus activities include the Involvement Fair, Meeting the Firm Series, Viking Rainbow Pride, Make or Take events, etc.: More than three-quarters (77.5%) indicated that they did not participate in campus activities outside the classroom while students at SUNY WCC.

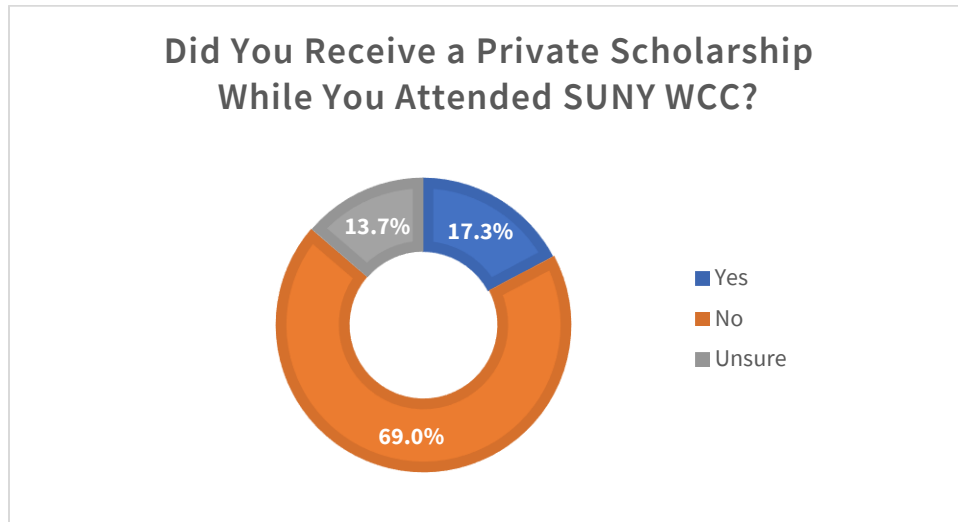


How important were campus activities outside the classroom in: The overwhelming majority of students who participated in campus activities responded that they were either *very important* or *important* in helping them connect with their peers (86.3%), helping them to develop transferable skills (75.0%), and feeling more connected to the SUNY WCC community (75.0%).

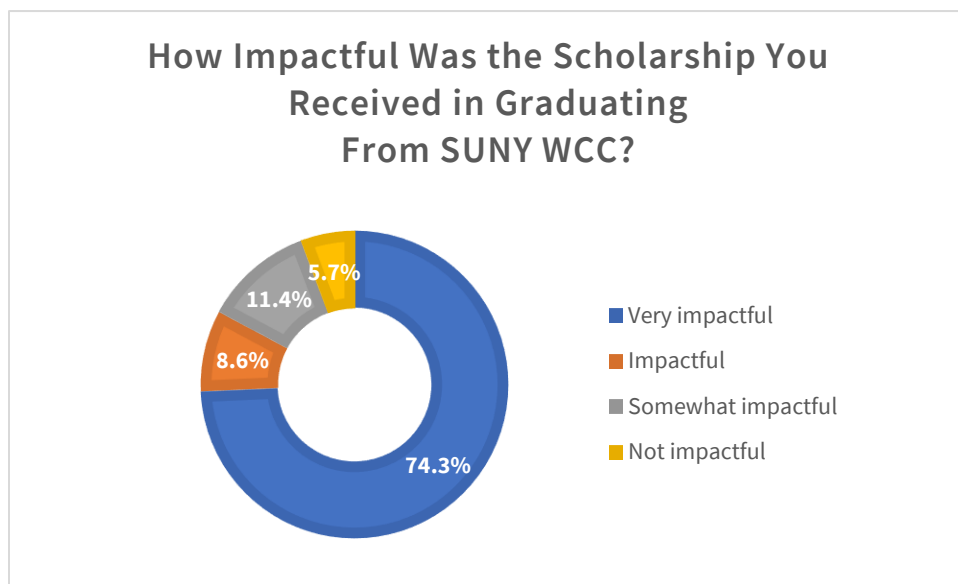


Scholarships

Did you receive a private scholarship while you attended SUNY WCC? Of the respondents to the survey, 17.3 percent indicated that they received a private scholarship while attending the College and 13.7 percent were unsure.

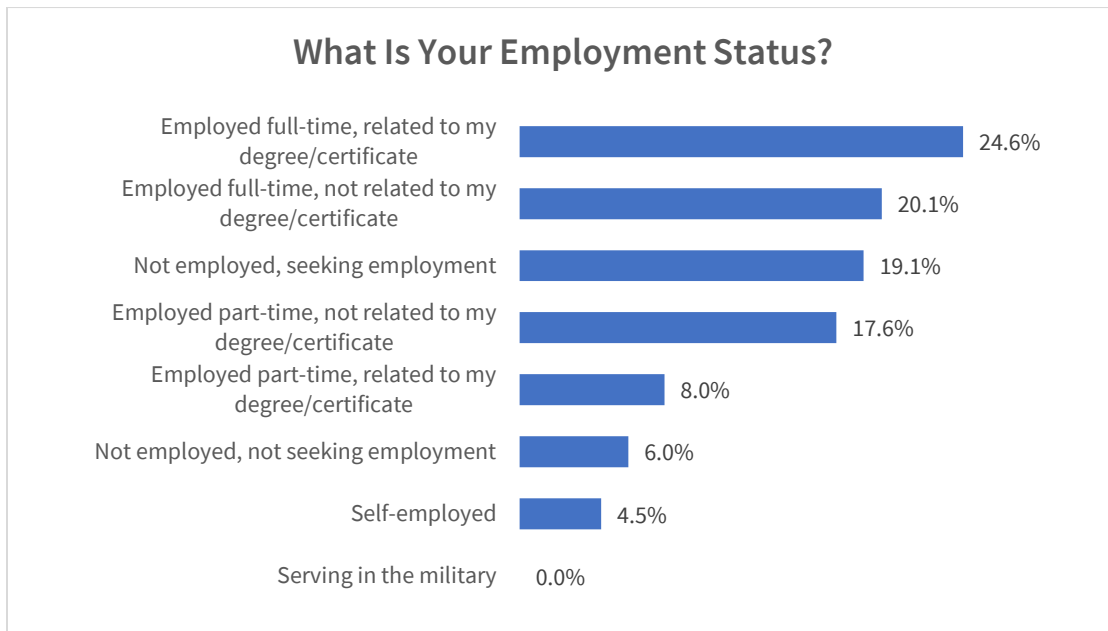


How impactful was the scholarship you received in graduating from SUNY WCC? Nearly three-quarters (74.3%) of those who answered the survey and have received a private scholarship indicated that it was *very impactful*. An additional 20.0 percent indicated that it was either *impactful* or *somewhat impactful*. In the open-ended responses, many students indicated that they would not have been able to graduate on time without the financial assistance that the scholarships provided.

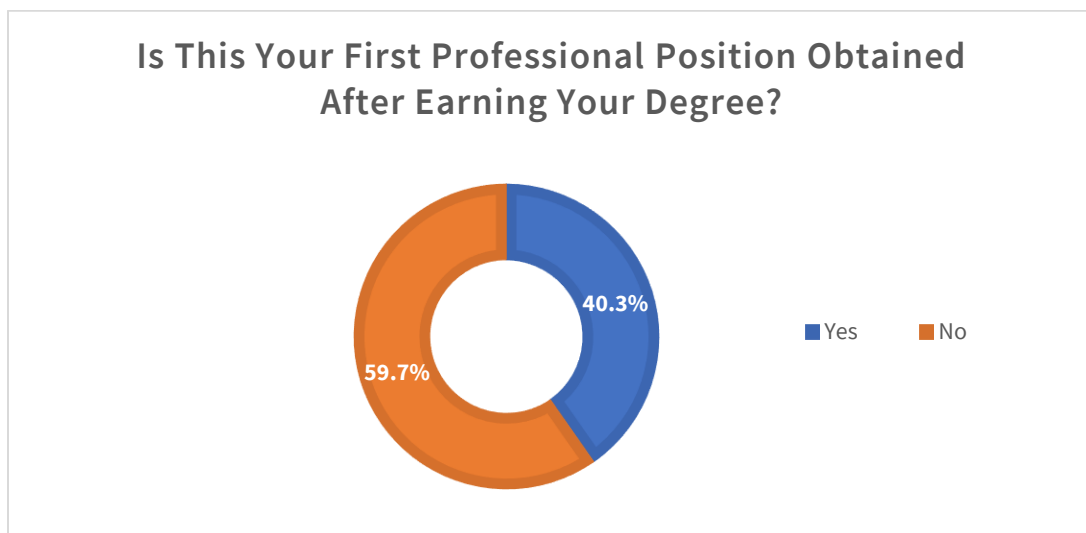


Employment


What is your employment status? Nearly one-third (32.6%) of survey respondents were employed, either full- or part-time, in a job related to their degree/certificate (65 of 199) compared to 37.7 percent (75 of 199) who reported careers unrelated to their training. Additionally, 19.1 percent of the respondents (38 of 199) were not employed, but were seeking employment.



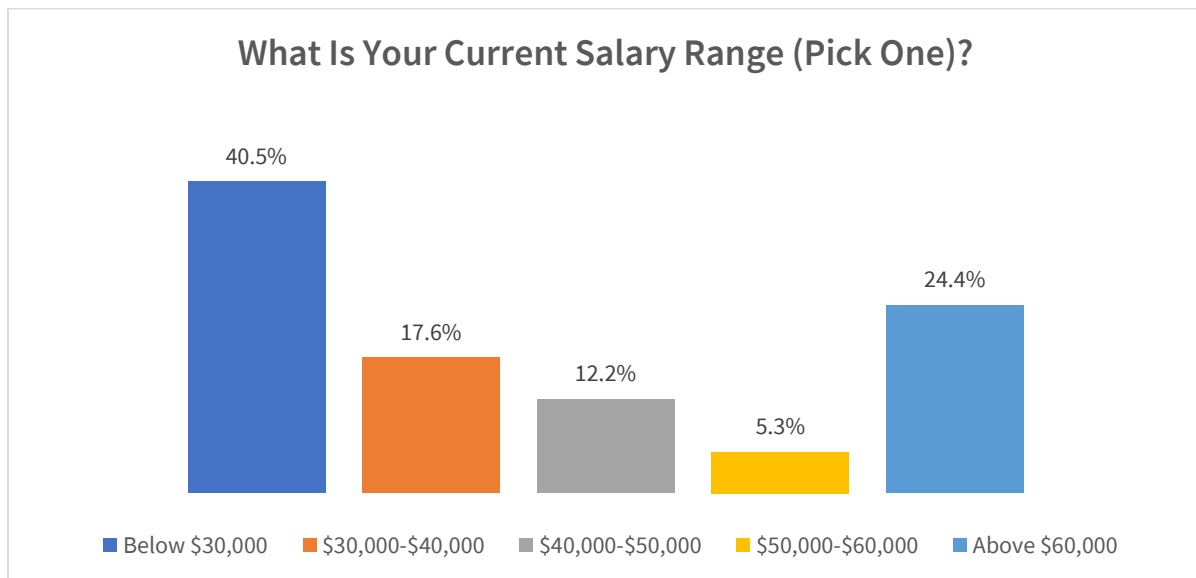
Is this your first professional position obtained after earning your degree? For most students (59.7%) their current job was not the first professional position they obtained after receiving their degree (80 out of 134).



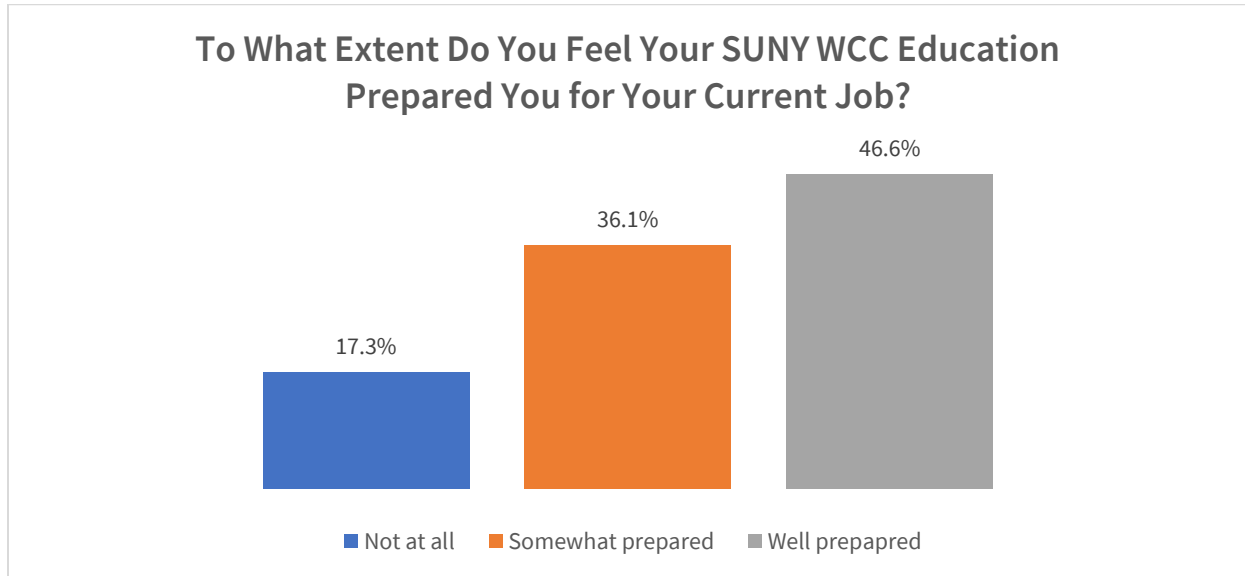
Where is your employer located? Most (59.4%) of the respondents (79 of 133) were employed within Westchester County. Slightly more than one in ten (12.0%) were employed outside New York State (16 of 133). The most common place of employment listed among the respondents was Westchester Medical Center (8).



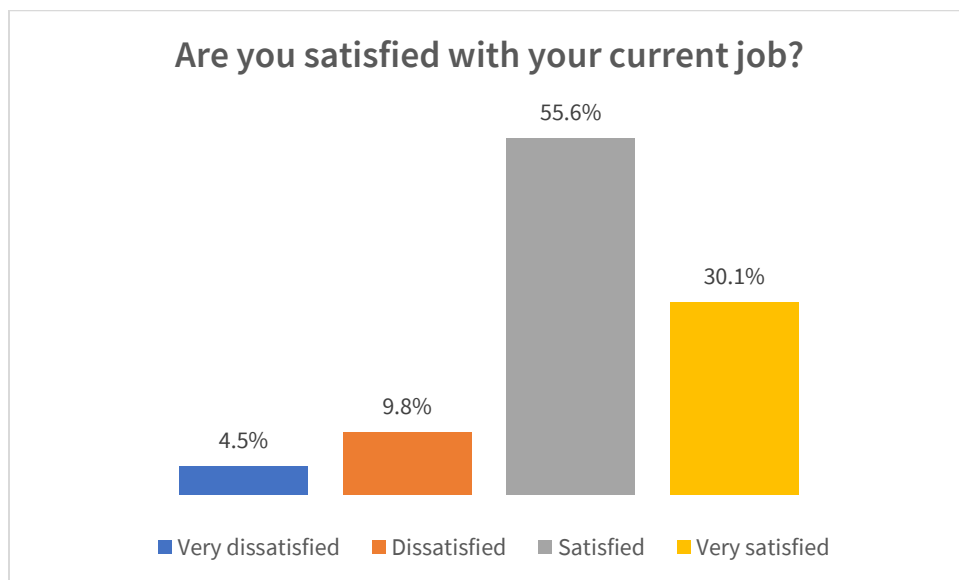
What is your current salary range? More than two-fifths (40.5%) of the respondents (53 of 131) reported earning below \$30,000 a year in their current profession. Approximately an equal percentage (42.0%) earned \$40,000 or more (55 of 131).



To what extent do you feel your SUNY WCC education prepared you for your current job? More than four out of five (82.7%) survey respondents felt that their experiences at SUNY WCC enabled them to be *well prepared* or *somewhat prepared* for their current job (110 of 133).



Are you satisfied with your current job? The overwhelming majority (85.7%) of those who responded to this question were either *very satisfied* or *satisfied* with their current job (114 of 133 respondents).



Conclusion

The information presented above can be used by the faculty, staff, and administrators of the College to identify areas for improvement. It can be a valuable tool for assessment of academic programs, College services, and College processes, and can provide a starting point for future analyses.

For additional disaggregation of the data, or additional information, please contact Institutional Research, Planning, and Effectiveness at IR@sunywcc.edu.

Appendix: Survey Tool

Graduate Survey 2021-2022

Graduate Survey

Westchester Community College is conducting a study of our recent graduates. Its purpose is to provide us with information on how you feel about the college and the educational services we provided while you were here. We also want to know what you are doing after graduation.

Your feedback is important as it allows us to measure your college experience. We want to know what we do well and areas that can be improved.

Your responses are valuable and will be kept confidential within the Institutional Research, Planning, and Effectiveness office. Only summary information will be reported.

Please take a few minutes to complete the questionnaire.

If you have any questions or concerns regarding this survey. You may contact Institutional Research, Planning, and Effectiveness at ir@sunywcc.edu.

Your feedback is important! Thank you for your help!

Graduate Survey 2021-2022

Education

* 1. Are you currently attending a college, university or training program?

- 2-year college/university
- 4-year college/university
- Training Program
- Not Attending

2. Are you attending that college, university or training program:

- Full-Time
- Part-Time

3. Please tell us where your college, university, or training program is located?

- In Westchester County
- Outside Westchester County, in New York State
- Outside of New York State

4. To what extent do you feel WCC prepared you for further study?

- Well prepared
- Somewhat prepared
- Not at all

Satisfaction

5. How satisfied were you with WCC in achieving your goals?

	Very Satisfied	Satisfied	Dissatisfied	Very Dissatisfied
Personal goals	<input type="radio"/>	<input type="radio"/>	<input type="radio"/>	<input type="radio"/>
Academic goals	<input type="radio"/>	<input type="radio"/>	<input type="radio"/>	<input type="radio"/>
Career goals	<input type="radio"/>	<input type="radio"/>	<input type="radio"/>	<input type="radio"/>
Social goals	<input type="radio"/>	<input type="radio"/>	<input type="radio"/>	<input type="radio"/>

6. How satisfied were you with the following services:

	Very Satisfied	Satisfied	Dissatisfied	Very Dissatisfied	Did not use this service
Academic advising by teaching faculty	<input type="radio"/>	<input type="radio"/>	<input type="radio"/>	<input type="radio"/>	<input type="radio"/>
Academic advising/counseling by counseling faculty	<input type="radio"/>	<input type="radio"/>	<input type="radio"/>	<input type="radio"/>	<input type="radio"/>
Admissions office services	<input type="radio"/>	<input type="radio"/>	<input type="radio"/>	<input type="radio"/>	<input type="radio"/>
Availability of courses offered that were of interest to you	<input type="radio"/>	<input type="radio"/>	<input type="radio"/>	<input type="radio"/>	<input type="radio"/>
Bookstore	<input type="radio"/>	<input type="radio"/>	<input type="radio"/>	<input type="radio"/>	<input type="radio"/>
Bursar	<input type="radio"/>	<input type="radio"/>	<input type="radio"/>	<input type="radio"/>	<input type="radio"/>
Children's Center	<input type="radio"/>	<input type="radio"/>	<input type="radio"/>	<input type="radio"/>	<input type="radio"/>
Success Navigators	<input type="radio"/>	<input type="radio"/>	<input type="radio"/>	<input type="radio"/>	<input type="radio"/>
Computer Services/Labs	<input type="radio"/>	<input type="radio"/>	<input type="radio"/>	<input type="radio"/>	<input type="radio"/>
Mental Health and Counseling Services	<input type="radio"/>	<input type="radio"/>	<input type="radio"/>	<input type="radio"/>	<input type="radio"/>
Dining Services	<input type="radio"/>	<input type="radio"/>	<input type="radio"/>	<input type="radio"/>	<input type="radio"/>
Disability Services	<input type="radio"/>	<input type="radio"/>	<input type="radio"/>	<input type="radio"/>	<input type="radio"/>
Financial Aid	<input type="radio"/>	<input type="radio"/>	<input type="radio"/>	<input type="radio"/>	<input type="radio"/>
Career Services	<input type="radio"/>	<input type="radio"/>	<input type="radio"/>	<input type="radio"/>	<input type="radio"/>
Library	<input type="radio"/>	<input type="radio"/>	<input type="radio"/>	<input type="radio"/>	<input type="radio"/>

7. How satisfied were you with the following at WCC?

	Very Satisfied	Satisfied	Dissatisfied	Very Dissatisfied	N/A
Your overall college experience	<input type="radio"/>	<input type="radio"/>	<input type="radio"/>	<input type="radio"/>	<input type="radio"/>
Your overall quality of instruction	<input type="radio"/>	<input type="radio"/>	<input type="radio"/>	<input type="radio"/>	<input type="radio"/>
Your overall experience with courses <i>in your major</i>	<input type="radio"/>	<input type="radio"/>	<input type="radio"/>	<input type="radio"/>	<input type="radio"/>
Your overall experience with courses <i>outside your major</i>	<input type="radio"/>	<input type="radio"/>	<input type="radio"/>	<input type="radio"/>	<input type="radio"/>
Transferring to a four year institution	<input type="radio"/>	<input type="radio"/>	<input type="radio"/>	<input type="radio"/>	<input type="radio"/>
Increasing my knowledge and understanding	<input type="radio"/>	<input type="radio"/>	<input type="radio"/>	<input type="radio"/>	<input type="radio"/>
Developing skills in expressing myself orally	<input type="radio"/>	<input type="radio"/>	<input type="radio"/>	<input type="radio"/>	<input type="radio"/>
Developing skills in expressing myself in writing	<input type="radio"/>	<input type="radio"/>	<input type="radio"/>	<input type="radio"/>	<input type="radio"/>
Improving my reading skills	<input type="radio"/>	<input type="radio"/>	<input type="radio"/>	<input type="radio"/>	<input type="radio"/>
Achieving a degree/certificate required for my present or future job	<input type="radio"/>	<input type="radio"/>	<input type="radio"/>	<input type="radio"/>	<input type="radio"/>
Social climate	<input type="radio"/>	<input type="radio"/>	<input type="radio"/>	<input type="radio"/>	<input type="radio"/>

Obstacles

8. Did you face any obstacles that impacted your ability to graduate from WCC?

- Yes
- No

9. What obstacles did you face throughout your time at WCC? (check all that apply)

- Difficulty paying or school
- The COVID-19 pandemic
- Family or personal reasons
- Academic issues
- Scheduling
- Other (please specify)

10. What college services helped you persist at WCC despite these obstacles? Select all that apply.

- | | |
|----------------------------------------------------------------|-----------------------------------------------------|
| <input type="checkbox"/> Children's Center | <input type="checkbox"/> Career Services |
| <input type="checkbox"/> Success Navigators | <input type="checkbox"/> Recreational and Athletics |
| <input type="checkbox"/> Computer Services/Labs | <input type="checkbox"/> Scholarships |
| <input type="checkbox"/> Mental Health and Counseling Services | <input type="checkbox"/> Student Involvement |
| <input type="checkbox"/> Disability Services | <input type="checkbox"/> Student Support Services |
| <input type="checkbox"/> Financial Aid | <input type="checkbox"/> Tutorial Centers |
| <input type="checkbox"/> Other (please specify) | |

Campus Activities

11. Do you participate in any campus activities outside the classroom during your time at WCC?

Campus activities outside the classroom include the Involvement Fair, Meet the Firm Series, Viking Rainbow Pride, Make or Take events, etc.

- Yes
- No

12. How important were campus activities outside the classroom in:

	Very important	Important	Neutral	Slightly important	Not at all important
Helping you connect with your peers	<input type="radio"/>	<input type="radio"/>	<input type="radio"/>	<input type="radio"/>	<input type="radio"/>
Helping you develop transferrable skills	<input type="radio"/>	<input type="radio"/>	<input type="radio"/>	<input type="radio"/>	<input type="radio"/>
Feeling more connected to the WCC community	<input type="radio"/>	<input type="radio"/>	<input type="radio"/>	<input type="radio"/>	<input type="radio"/>

Scholarships

13. Did you receive a private scholarship while you attended WCC?

Private scholarships include Westchester Community College Foundation Scholarships, the Davis Scholarship, the Great Chefs Scholarship, the Honors Scholarship and the PepsiCo Foundation Uplift Scholarship, and do **not** include government scholarships like the Pell grant.

- Yes
- No
- Unsure

14. How impactful was the scholarship you received in graduating from WCC?

- Very impactful
- Impactful
- Somewhat impactful
- Not impactful

15. Please share any information about your experience as a scholarship recipient at WCC and the impact of receiving your scholarship.

Employment

* 16. What is your employment status?

- Employed Full-Time, **related** to my degree/certificate
- Employed Part-Time, **related** to my degree/certificate
- Employed Full-Time, **not related** to my degree/certificate
- Employed Part-Time, **not related** to my degree/certificate
- Serving - Military
- Not employed, seeking employment
- Not employed, not seeking employment
- Self-Employed

17. Is this your first professional position obtained after earning your degree?

- Yes
- No

18. What is the name of the employer?

19. Where is your employer located?

- In Westchester County
- Outside Westchester County, in New York State
- Outside of New York State

20. What is your current salary range (pick one)?

- Below \$30,000
- \$30,000 - \$40,000
- \$40,000 - \$50,000
- \$50,000 - \$60,000
- Above \$60,000

21. To what extent do you feel your WCC education prepared you for your current job?

- Well prepared
- Somewhat prepared
- Not at all

22. Are you satisfied with your current job?

- Very satisfied
- Satisfied
- Dissatisfied
- Very Dissatisfied

Thank You

23. Thank you for taking our survey. Please add any additional comments you may have: